

Code Number	Product Number	Description	List Price \$	MAPP Price \$	Est. Wt. (lbs.)	UPC Code
-------------	----------------	-------------	---------------	---------------	-----------------	----------

UPPERCUT® Exposed Dual-Flush Water Closet flushometers

Premium flushometer PERMEX® synthetic rubber diaphragm w/dual-filtered fixed by-pass diaphragm, ADA antimicrobial handle with triple seal packaging, vandal resistant stop cap, vacuum breaker flush connection & sweat kit with cast set screw wall flange as standard. Non-hold-open, no external volume adjustment. Fixed volume accuracy w/CID technology. Lifting handle UP initiates reduced flush (1.1 gpf/4.2 Lpf), eliminating liquid and paper waste, pushing handle DOWN initiates full flush (1.6 gpf/6.0 Lpf), eliminating solid waste and paper waste.

3720000	WES-111	11-1/2" Rough In	314.90	204.69	7.50	671254315327
3720200	WES-113	16" Rough In	323.45	210.24	7.70	671254345768
3729500	WES-114	34-1/2" Rough In	358.40	232.96	9.20	671254348813
3720300	WES-115	24" Rough In	340.65	221.42	9.00	671254315334
3720400	WES-116	27" Rough In	343.25	223.11	8.90	671254349131
3720330	WES-120	11-1/2" Rough In, Back Inlet	385.75	250.74	7.90	671254371477

ROYAL® Exposed Water Closet flushometers

Premium flushometer includes dual-filtered fixed by-pass diaphragm, ADA handle with triple seal packaging, vandal resistant stop cap, vacuum breaker flush connection & sweat kit with cast set screw wall flange as standard. Non-hold-open, no external volume adjustment. Fixed volume accuracy w/CID technology.

3910002	ROYAL 100	11-1/2" Rough In	263.75	171.44	7.50	671254061170
3910100	ROYAL 100 H	11-1/2" Rough In	334.10	217.17	7.50	671254218550
3910165	ROYAL 100 HL3	11-1/2" Rough In	360.75	234.49	7.50	671254209398
3910017	ROYAL 100-1.6	11-1/2" Rough In	263.75	171.44	7.30	671254061200
3010100	ROYAL 110 3.5	11-1/2" Rough In	263.75	171.44	7.30	671254018167
3010128	ROYAL 110 H	11-1/2" Rough In	334.10	217.17	7.70	671254018365
3010130	ROYAL 110 HL3	11-1/2" Rough In	360.85	234.55	8.50	671254018389
3010131	ROYAL 110 HL3 YO	11-1/2" Rough In	360.85	234.55	8.50	671254018396
3010120	ROYAL 110 SG	11-1/2" Rough In	369.25	240.01	7.09	671254339835
3010107	ROYAL 110 YG	11-1/2" Rough In	323.25	210.11	7.30	671254018204
3010109	ROYAL 110 YO	11-1/2" Rough In	263.75	171.44	7.30	671254018228
3010000	ROYAL 111-1.6	11-1/2" Rough In	263.75	171.44	7.30	671254046191
3910168	ROYAL 111-1.28	11-1/2" Rough In	263.75	171.44	7.30	671254209794
3910269	ROYAL 111-1.1	11-1/2" Rough In	263.75	171.44	7.30	671254429772
30100011	ROYAL 111-1.1 SG	11-1/2" Rough In	317.05	206.08	7.20	671254584785
30100012	ROYAL 111-1.1 CV	11-1/2" Rough In	303.45	197.24	7.10	671254584808
3910289	ROYAL 111-1.28 CV	11-1/2" Rough In	303.45	197.24	7.30	671254494435
3910480	ROYAL 111-1.28	11-1/2" Rough In w/ 2" offset	319.65	207.77	6.90	671254505599
3010028	ROYAL 111 H	11-1/2" Rough In	334.10	217.17	7.70	671254018075
3010030	ROYAL 111 HL3	11-1/2" Rough In	309.75	201.34	8.50	671254018082
3010031	ROYAL 111 HL3 YO	11-1/2" Rough In	360.85	234.55	8.50	671254018099
3010025	ROYAL 111 SG	11-1/2" Rough In	317.05	206.08	7.20	671254339743
3910051	ROYAL 111 SG TP	11-1/2" Rough In	458.15	297.80	7.65	671254348035
3010007	ROYAL 111 YG	11-1/2" Rough In	277.50	180.38	7.30	671254017979
3010009	ROYAL 111 YO	11-1/2" Rough In	263.75	171.44	7.30	671254017986
3010075	ROYAL 111 CV	11-1/2" Rough In	303.45	197.24	7.30	671254494428
3010246	ROYAL 112	11-1/2" Rough In	282.60	183.69	8.30	671254131811
3910243	ROYAL 112 XD	11-1/2" Rough In	252.25	163.96	6.00	671254134799
3910235	ROYAL 112-1.6	11-1/2" Rough In	282.60	183.69	8.30	671254142787
3910244	ROYAL 112-1.6 XD	11-1/2" Rough In	252.25	163.96	6.40	671254134805
3010200	ROYAL 113	16" Rough In	270.10	175.57	8.10	671254018631
3910270	ROYAL 113-1.6	16" Rough In	270.10	175.57	8.10	671254062238



WES-111



WES-115



ROYAL 113



ROYAL 111

**Contact Your Local Sloan Representative

Pricing subject to change without notice. For most current pricing, refer to online price sheets at www.sloan.com

Code Number	Product Number	Description	List Price \$	MAPP Price \$	Est. Wt. (lbs.)	UPC Code
3910250	ROYAL 113-1.28	16" Rough In	270.10	175.57	7.30	671254219724
3019500	ROYAL 114	34-1/2" Rough In	300.00	195.00	9.80	671254034280
3019526	ROYAL 114-1.6	34-1/2" Rough In	300.00	195.00	9.80	671254114340
3010300	ROYAL 115	24" Rough In	282.60	183.69	8.80	671254018938
3010330	ROYAL 115 HL3	24" Rough In	383.00	248.95	9.20	671254019126
3010313	ROYAL 115 SG	24" Rough In	390.20	253.63	8.21	671254339903
3010326	ROYAL 115-1.6	24" Rough In	282.60	183.69	8.80	671254019089
3910336	ROYAL 115-1.6 SG	24" Rough In	390.20	253.63	8.20	671254339927
3910335	ROYAL 115-1.28	24" Rough In	282.60	183.69	8.33	671254219731
3010400	ROYAL 116	27" Rough In	287.45	186.84	8.70	671254019270
3010426	ROYAL 116-1.6	27" Rough In	287.45	186.84	8.70	671254117778
3010455	ROYAL 116-1.28	27" Rough In	287.45	186.84	8.70	671254383425
3010800	ROYAL 120	11-1/2" Rough In, Back Inlet	286.90	186.49	8.80	671254020139
3010802	ROYAL 120 U	11-1/2" Rough In, Back Inlet	334.30	217.30	8.60	671254020146
3010807	ROYAL 120 YG	11-1/2" Rough In, Back Inlet	350.30	227.70	8.70	671254020160
3010809	ROYAL 120 YO	11-1/2" Rough In, Back Inlet	334.30	217.30	8.70	671254020177
3010826	ROYAL 120-1.6	11-1/2" Rough In, Back Inlet	286.90	186.49	8.80	671254112414
3010900	ROYAL 121	16" Rough In, Back Inlet	293.30	190.65	9.10	671254020429
3011000	ROYAL 122	24" Rough In, Back Inlet	356.55	231.76	9.80	671254020597
3011026	ROYAL 122-1.6	24" Rough In, Back Inlet	306.00	198.90	8.10	671254214347

ROYAL® Exposed Urinal flushometers

Premium flushometer includes dual-filtered fixed by-pass diaphragm, ADA handle with triple seal packaging, vandal resistant stop cap, vacuum breaker flush connection & sweat kit with cast set screw wall flange as standard. Non-hold-open, no external volume adjustment. Fixed volume accuracy w/CID technology.

3012428	ROYAL 180 H	11-1/2" Rough In	334.10	217.17	7.60	671254205109
3012415	ROYAL 180 SG	11-1/2" Rough In	369.25	240.01	7.01	671254339880
3012401	ROYAL 180 T	11-1/2" Rough In	263.75	171.44	7.50	671254024939
3012400	ROYAL 180 3.5	11-1/2" Rough In	263.75	171.44	7.50	671254024922
3012426	ROYAL 180-1.5	11-1/2" Rough In	263.75	171.44	7.50	671254109247
3912455	ROYAL 180-1.5 SG	11-1/2" Rough In	369.25	240.01	7.10	671254339897
3012436	ROYAL 180-1	11-1/2" Rough In	263.75	171.44	7.40	671254117266
3912430	ROYAL 180-1 SG	11-1/2" Rough In	369.25	240.01	7.07	671254339873
3012500	ROYAL 181	15" Rough In	268.45	174.49	7.60	671254025172
3012600	ROYAL 186	11-1/2" Rough In	263.75	171.44	7.40	671254025332
3012628	ROYAL 186 H	11-1/2" Rough In	334.10	217.17	8.90	671254025448
3012610	ROYAL 186 SG	11-1/2" Rough In	369.25	240.01	7.00	671254339842
3012602	ROYAL 186 U	11-1/2" Rough In	307.30	199.75	9.00	671254025356
3012636	ROYAL 186-1	11-1/2" Rough In	263.75	171.44	7.40	671254116139
3912665	ROYAL 186-1 H	11-1/2" Rough In	334.10	217.17	8.90	671254128767
3912663	ROYAL 186-1 HL3	11-1/2" Rough In	360.85	234.55	9.90	671254048324
3012655	ROYAL 186-1 CV	11-1/2" Rough In	303.45	197.24	6.90	671254494473
3912635	ROYAL 186-1 SG	11-1/2" Rough In	317.05	206.08	6.90	671254339859
3912697	ROYAL 186-0.5	11-1/2" Rough In	263.75	171.44	6.90	671254130579
3912764	ROYAL 186-0.5 CV	11-1/2" Rough In	303.45	197.24	6.90	671254494466
3912629	ROYAL 186-0.5 SG	11-1/2" Rough In	317.05	206.08	6.90	671254339866
3912648	ROYAL 186-0.25	11-1/2" Rough In	263.75	171.44	7.40	671254346741
3912763	ROYAL 186-0.25 CV	11-1/2" Rough In	303.45	197.24	6.90	671254494459



ROYAL 115



ROYAL 120



ROYAL 180



ROYAL 186

**Contact Your Local Sloan Representative

Pricing subject to change without notice. For most current pricing, refer to online price sheets at www.sloan.com

Code Number	Product Number	Description	List Price \$	MAPP Price \$	Est. Wt. (lbs.)	UPC Code
3912633	ROYAL 186-0.125	11-1/2" Rough In	263.75	171.44	7.40	671254345744
3912762	ROYAL 186-0.125 CV	11-1/2" Rough In	303.45	197.24	6.90	671254494442
3912504	ROYAL 188 XD	11-1/2" Rough In	252.25	163.96	5.70	671254144118

ROYAL Reclaimed Water Flushometers

Premium flushometer designed for reclaimed water. Features new upgraded sweat solder kit, premium dual bypass diaphragm and wall sign. Purple parts help communicate use of reclaimed water. Purple handle optional (PH).

3010080	ROYAL 111-1.28 RW	11-1/2" Rough In	290.15	188.60	7.30	671254428324
3010082	ROYAL 111-1.28 RW PH	11-1/2" Rough In	295.45	192.04	7.30	671254428331
3010083	ROYAL 111 RW	11-1/2" Rough In	290.15	188.60	6.81	671254463790
30103001	ROYAL 115-1.28 RW	24" Rough In	324.75	211.09	8.33	671254584587
3012672	ROYAL 186-0.125 RW	11-1/2" Rough In	290.15	188.60	7.30	671254428416
3012678	ROYAL 186-0.125 RW PH	11-1/2" Rough In	295.45	192.04	7.30	671254433502
3012671	ROYAL 186-0.25 RW	11-1/2" Rough In	290.15	188.60	7.30	671254428409
3012677	ROYAL 186-0.25 RW PH	11-1/2" Rough In	295.45	192.04	7.30	671254433496
3012670	ROYAL 186-0.5 RW	11-1/2" Rough In	290.15	188.60	7.30	671254428393
3012676	ROYAL 186-0.5 RW PH	11-1/2" Rough In	295.45	192.04	7.30	671254433472

ROYAL® Service Sink flushometers (6.5 gpf cycle)

Premium flushometer includes dual-filtered fixed by-pass diaphragm, ADA handle with triple seal packaging, vandal resistant stop cap, vacuum breaker flush connection & sweat kit with cast set screw wall flange as standard. Non-hold-open, no external volume adjustment. Fixed volume accuracy w/CID technology.

3010500	ROYAL 117		282.60	183.69	8.70	671254019515
3010528	ROYAL 117 H		305.70	198.71	9.00	671254019669
3010532	ROYAL 117 HO	1" Offset	351.70	228.61	9.00	671254019690
3010533	ROYAL 117 HO	1-1/2" Offset	351.70	228.61	9.20	671254019706
3010503	ROYAL 117 O	1" Offset	328.80	213.72	9.00	671254019539
3010505	ROYAL 117 O	1-1/2" Offset	328.80	213.72	9.20	671254019546
3010530	ROYAL 117 HL3		328.80	213.72	9.30	671254019683
3010525	ROYAL 117 H SG		360.40	234.26	8.20	671254348110

ROYAL® Exposed Eastern Style Water Closet flushometers

Premium flushometer includes dual-filtered fixed by-pass diaphragm, ADA handle with triple seal packaging, vandal resistant stop cap, vacuum breaker flush connection & sweat kit with cast set screw wall flange as standard. Non-hold-open, no external volume adjustment. Fixed volume accuracy w/CID technology.

3910156	ROYAL 136		402.20	261.43	8.60	671254144071
3910169	ROYAL 136-1.6		345.20	224.38	8.60	671254228955
3910802	ROYAL 137		351.35	228.38	8.60	671254122079
3910829	ROYAL 137-2.4		409.35	266.08	8.60	671254217874
3910808	ROYAL 137-1.6		351.35	228.38	8.60	671254235359
3910823	ROYAL 137-1.6	w/F109 40" BEND	360.70	234.46	9.00	671254145986
3910825	ROYAL 137-1.6	w/F109 48" BEND	441.85	287.20	9.80	671254146006

ROYAL® Concealed Eastern Style Water Closet flushometers

Premium flushometer includes dual-filtered fixed by-pass diaphragm, ADA handle with triple seal packaging, vandal resistant stop cap, vacuum breaker flush connection & sweat kit with cast set screw wall flange as standard. Non-hold-open, no external volume adjustment. Fixed volume accuracy w/CID technology.

3911905	ROYAL 139	6-3/4" LDIM	400.15	260.10	8.50	671254223103
3911874	ROYAL 139	8-3/4" LDIM	482.90	313.89	9.00	671254209619
3911906	ROYAL 139	10-3/4" LDIM	499.65	324.77	10.20	671254223110
3911824	ROYAL 139-2.4	5-3/4" LDIM	458.00	297.70	7.50	671254147201
3911921	ROYAL 139-1.6	3-3/4" LDIM	441.40	286.91	9.00	671254232983



ROYAL 117



ROYAL 136



ROYAL 137



ROYAL 139

**Contact Your Local Sloan Representative

Pricing subject to change without notice. For most current pricing, refer to online price sheets at www.sloan.com

Code Number	Product Number	Description	List Price \$	MAPP Price \$	Est. Wt. (lbs.)	UPC Code
ROYAL® Concealed Water Closet flushometers						
Premium flushometer includes dual-filtered fixed by-pass diaphragm, ADA handle with triple seal packaging, vandal resistant stop cap, vacuum breaker flush connection & sweat kit with cast set screw wall flange as standard. Non-hold-open, no external volume adjustment. Fixed volume Accuracy w/CID technology.						
3011110	ROYAL 140	3-3/4" LDIM	386.40	251.16	10.20	671254020733
3011120	ROYAL 140	4-3/4" LDIM	458.60	298.09	10.50	671254020795
3011140	ROYAL 140	6-3/4" LDIM	407.85	265.10	11.20	671254020894
3011150	ROYAL 140	7-3/4" LDIM	483.60	314.34	11.60	671254020955
3011160	ROYAL 140	8-3/4" LDIM	422.25	274.46	11.90	671254021013
3011180	ROYAL 140	10-3/4" LDIM	436.45	283.69	12.50	671254021129
3011190	ROYAL 140	11-3/4" LDIM	516.90	335.99	12.90	671254021181
3911112	ROYAL 140-1.6	2-3/4" LDIM	441.85	287.20	10.00	671254129672
3911121	ROYAL 140-1.6	10-3/4" LDIM	436.45	283.69	12.50	671254147997
3911148	ROYAL 140-1.28	10-3/4" LDIM	443.60	288.34	10.00	671254368408
3011200	ROYAL 142	2-3/4" LDIM	440.65	286.42	10.00	671254212732
3011210	ROYAL 142	3-3/4" LDIM	521.85	339.20	10.50	671254021228
3011220	ROYAL 142	4-3/4" LDIM	530.10	344.57	11.70	671254021280
3011240	ROYAL 142	6-3/4" LDIM	546.80	355.42	12.00	671254021372
3011250	ROYAL 142	7-3/4" LDIM	555.10	360.82	12.50	671254021433
3011260	ROYAL 142	8-3/4" LDIM	563.40	366.21	12.50	671254021495
3011280	ROYAL 142	10-3/4" LDIM	580.10	377.07	13.00	671254021600
3911201	ROYAL 142-1.6	3-3/4" LDIM	521.85	339.20	10.50	671254112407
3911205	ROYAL 142-1.6	4-3/4" LDIM	530.10	344.57	11.70	671254113992
3911344	ROYAL 142-1.6	6-3/4" LDIM	546.80	355.42	12.00	671254065079
3911202	ROYAL 142-1.6	8-3/4" LDIM	563.40	366.21	12.50	671254112391
3911228	ROYAL 142-1.6	9-3/4" LDIM	571.75	371.64	12.70	671254147089
3911203	ROYAL 142-1.6	10-3/4" LDIM	497.85	323.60	13.00	671254112421
3911248	ROYAL 142-1.28	5-3/4" LDIM	538.40	349.96	10.50	671254401754
3011300	ROYAL 143	2-3/4" LDIM	335.30	217.95	9.50	671254021709
3011310	ROYAL 143	3-3/4" LDIM	342.35	222.53	9.50	671254021716
3011320	ROYAL 143	4-3/4" LDIM	407.15	264.65	10.00	671254021778
3011330	ROYAL 143	5-3/4" LDIM	415.65	270.17	10.50	671254021839
3011340	ROYAL 143	6-3/4" LDIM	363.90	236.54	11.00	671254021891
3011350	ROYAL 143	7-3/4" LDIM	432.30	281.00	11.40	671254021952
3011360	ROYAL 143	8-3/4" LDIM	378.15	245.80	11.70	671254022010
3011370	ROYAL 143	9-3/4" LDIM	449.00	291.85	12.20	671254022072
3011380	ROYAL 143	10-3/4" LDIM	392.55	255.16	12.50	671254022133
3011390	ROYAL 143	11-3/4" LDIM	465.55	302.61	12.90	671254022195
3911307	ROYAL 143	12-3/4" LDIM	473.85	308.00	13.40	671254078772
3911314	ROYAL 143-1.6	3-3/4" LDIM	398.90	259.29	11.50	671254114272
3911301	ROYAL 143-1.6	4-3/4" LDIM	407.15	264.65	10.00	671254112438
3911304	ROYAL 143-1.6	6-3/4" LDIM	363.90	236.54	11.00	671254112445
3911323	ROYAL 143-1.6	7-3/4" LDIM	432.30	281.00	11.40	671254201354
3910932	ROYAL 143-1.6	8-3/4" LDIM	378.15	245.80	11.70	671254076082
3911328	ROYAL 143-1.6	9-3/4" LDIM	449.00	291.85	12.20	671254208711
3811300	ROYAL 143-1.6	10-3/4" LDIM	392.55	255.16	12.50	671254110922



ROYAL 140



ROYAL 142



ROYAL 143

**Contact Your Local Sloan Representative

Pricing subject to change without notice. For most current pricing, refer to online price sheets at www.sloan.com

Code Number	Product Number	Description	List Price \$	MAPP Price \$	Est. Wt. (lbs.)	UPC Code
3011394	ROYAL 143-1.28	10-3/4" LDIM	392.55	255.16	11.50	671254388611
3911463	ROYAL 143-1.28	3-3/4 LDIM	342.35	222.53	10.25	671254388703
3911334	ROYAL 143-1.28	8-3/4 LDIM	378.15	245.80	11.00	671254219748
3911462	ROYAL 143-1.28	12-3/4 LDIM	473.85	308.00	12.00	671254387416
3011400	ROYAL 144	2-3/4" LDIM	386.70	251.36	9.50	671254206601
3011410	ROYAL 144	3-3/4" LDIM	395.05	256.78	9.50	671254022263
3011420	ROYAL 144	4-3/4" LDIM	403.40	262.21	10.00	671254022324
3011440	ROYAL 144	6-3/4" LDIM	420.00	273.00	11.30	671254022447
3011450	ROYAL 144	7-3/4" LDIM	428.35	278.43	11.50	671254022508
3011460	ROYAL 144	8-3/4" LDIM	374.75	243.59	11.60	671254022553
3011480	ROYAL 144	10-3/4" LDIM	453.45	294.74	13.00	671254022676
3911411	ROYAL 144	12-3/4" LDIM	470.00	305.50	14.00	671254079298
3911432	ROYAL 144-1.6	2-3/4" LDIM	331.85	215.70	9.50	671254207745
3910924	ROYAL 144-1.6	3-3/4" LDIM	339.10	220.42	9.50	671254107892
3811400	ROYAL 144-1.6	6-3/4" LDIM	420.00	273.00	11.30	671254109933
3811402	ROYAL 144-1.6	7-3/4" LDIM	428.35	278.43	11.50	671254110915
3911368	ROYAL 144-1.6	8-3/4" LDIM	436.70	283.86	11.60	671254065246
3911403	ROYAL 144-1.6	9-3/4" LDIM	445.10	289.32	11.90	671254113978
3911429	ROYAL 144-1.6	10-3/4" LDIM	453.40	294.71	13.00	671254146969
3911417	ROYAL 144-1.6	12-3/4" LDIM	470.00	305.50	14.00	671254214002
3911467	ROYAL 144-1.28	10-3/4" LDIM	453.45	294.74	13.00	671254396845
3011500	ROYAL 150	2-3/4" LDIM	298.90	194.29	5.70	671254022782
3011510	ROYAL 150	3-3/4" LDIM	307.30	199.75	6.30	671254022799
3011520	ROYAL 150	4-3/4" LDIM	315.70	205.21	6.90	671254022836
3011540	ROYAL 150	6-3/4" LDIM	332.35	216.03	8.10	671254022898
3011560	ROYAL 150	8-3/4" LDIM	349.00	226.85	9.30	671254022966
3919315	ROYAL 150	9-3/4" LDIM	390.00	253.50	9.30	671254488311
3011580	ROYAL 150	10-3/4" LDIM	365.65	237.67	10.70	671254023031
3011590	ROYAL 150	11-3/4" LDIM	374.00	243.10	11.40	671254023079
3911558	ROYAL 150-1.6	2-3/4" LDIM	298.90	194.29	5.70	671254214385
3911694	ROYAL 150-1.6	3-3/4" LDIM	307.30	199.75	6.30	671254109100
3911537	ROYAL 150-1.6	5-3/4" LDIM	324.05	210.63	7.50	671254139473
3911535	ROYAL 150-1.6	6-3/4" LDIM	285.20	185.38	8.10	671254130890
3911520	ROYAL 150-1.6	10-3/4" LDIM	313.80	203.97	10.70	671254121140
3011600	ROYAL 152	2-3/4" LDIM	270.80	176.02	7.20	671254023109
3011610	ROYAL 152	3-3/4" LDIM	278.05	180.73	7.80	671254023130
3011620	ROYAL 152	4-3/4" LDIM	285.15	185.35	8.40	671254023192
3011630	ROYAL 152	5-3/4" LDIM	340.60	221.39	9.00	671254023246
3011640	ROYAL 152	6-3/4" LDIM	299.50	194.68	9.60	671254023284
3011650	ROYAL 152	7-3/4" LDIM	306.55	199.26	10.20	671254023338
3011660	ROYAL 152	8-3/4" LDIM	313.75	203.94	10.80	671254023383
3011670	ROYAL 152	9-3/4" LDIM	320.85	208.55	11.40	671254023437
3011680	ROYAL 152	10-3/4" LDIM	328.05	213.23	12.20	671254023482
3011690	ROYAL 152	11-3/4" LDIM	335.30	217.95	12.80	671254023536
3911622	ROYAL 152	12-3/4" LDIM	342.35	222.53	13.40	671254081215



ROYAL 144



ROYAL 150

**Contact Your Local Sloan Representative

Pricing subject to change without notice. For most current pricing, refer to online price sheets at www.sloan.com

Code Number	Product Number	Description	List Price \$	MAPP Price \$	Est. Wt. (lbs.)	UPC Code
3911644	ROYAL 152-1.6	2-3/4" LDIM	315.65	205.17	7.20	671254114289
3911728	ROYAL 152-1.6	3-3/4" LDIM	278.05	180.73	7.80	671254122765
3911633	ROYAL 152-1.6	4-3/4" LDIM	285.15	185.35	8.40	671254113961
3911641	ROYAL 152-1.6	5-3/4" LDIM	292.30	190.00	9.00	671254114296
3911936	ROYAL 152-1.6	6-3/4" LDIM	299.50	194.68	9.60	671254047471
3911759	ROYAL 152-1.6	7-3/4" LDIM	306.55	199.26	10.20	671254206663
3911670	ROYAL 152-1.6	8-3/4" LDIM	313.75	203.94	10.80	671254047211
3911621	ROYAL 152-1.6	9-3/4" LDIM	320.85	208.55	11.40	671254206618
3911634	ROYAL 152-1.6	10-3/4" LDIM	328.05	213.23	12.20	671254113947
3911917	ROYAL 152-1.6	11-3/4" LDIM	390.65	253.92	12.80	671254110526
3911796	ROYAL 152-1.6	12-3/4" LDIM	342.35	222.53	13.40	671254134751
3919342	ROYAL 152-1.28	12-3/4 LDIM	398.90	259.29	11.44	671254409477
3919366	ROYAL 152-1.28	11-3/4 LDIM	390.65	253.92	11.16	671254401686
3919365	ROYAL 152-1.28	10-3/4" LDIM	328.05	213.23	12.20	671254381230
3911897	ROYAL 152-1.28	8 3/4 LDIM	313.75	203.94	10.80	671254219755
3919387	ROYAL 152-1.28	7-3/4 LDIM	357.15	232.15	9.95	671254389953
3911485	ROYAL 152-1.28	6-3/4 LDIM	299.50	194.68	9.65	671254433410
3919386	ROYAL 152-1.28	3 3/4 LDIM	323.90	210.54	7.80	671254388352
3911916	ROYAL 153	3-3/4" LDIM	458.85	298.25	7.60	671254110601
3911836	ROYAL 153	4-3/4" LDIM	467.15	303.65	8.20	671254201149
3911830	ROYAL 153	6-3/4" LDIM	415.40	270.01	9.40	671254148154
3911805	ROYAL 153	8-3/4" LDIM	500.55	325.36	10.60	671254141919
3911792	ROYAL 153	10-3/4" LDIM	517.20	336.18	12.00	671254134249
3911878	ROYAL 153-1.6	3-3/4" LDIM	458.85	298.25	7.60	671254210783
3911875	ROYAL 153-1.6	4-3/4" LDIM	467.15	303.65	8.20	671254210189
3911849	ROYAL 153-1.6	6-3/4" LDIM	483.95	314.57	9.40	671254205369
3911841	ROYAL 153-1.6	7-3/4" LDIM	492.30	320.00	10.30	671254206939
3911655	ROYAL 153-1.6	8-3/4" LDIM	429.60	279.24	10.90	671254065734
3911848	ROYAL 153-1.6	10-3/4" LDIM	444.00	288.60	12.70	671254203693
3911877	ROYAL 153-1.28	3 3/4 LDIM	393.75	255.94	10.28	671254354821
3011726	ROYAL 154	2-3/4" LDIM	373.45	242.74	7.30	671254206519
3011710	ROYAL 154	3-3/4" LDIM	381.70	248.11	7.90	671254023581
3011720	ROYAL 154	4-3/4" LDIM	334.75	217.59	8.50	671254023635
3011740	ROYAL 154	6-3/4" LDIM	406.80	264.42	9.70	671254023710
3011760	ROYAL 154	8-3/4" LDIM	423.45	275.24	10.90	671254023802
3011780	ROYAL 154	10-3/4" LDIM	440.20	286.13	12.30	671254023895
3011790	ROYAL 154	11-3/4" LDIM	448.50	291.53	12.90	671254023949
3911829	ROYAL 154	12-3/4" LDIM	456.80	296.92	13.50	671254147942
3911703	ROYAL 154-1.6	3-3/4" LDIM	381.70	248.11	7.90	671254114302
3911701	ROYAL 154-1.6	5-3/4" LDIM	398.45	258.99	9.10	671254113930
3911825	ROYAL 154-1.6	6-3/4" LDIM	406.80	264.42	9.70	671254147218
3911795	ROYAL 154-1.6	7-3/4" LDIM	415.15	269.85	10.30	671254134652
3911700	ROYAL 154-1.6	8-3/4" LDIM	423.45	275.24	10.90	671254209015
3911702	ROYAL 154-1.6	10-3/4" LDIM	440.20	286.13	12.30	671254114319
3919392	ROYAL 154-1.28	6 3/4 LDIM	406.80	264.42	9.70	671254368927



ROYAL 152



ROYAL 153



ROYAL 154

**Contact Your Local Sloan Representative

Pricing subject to change without notice. For most current pricing, refer to online price sheets at www.sloan.com

Code Number	Product Number	Description	List Price \$	MAPP Price \$	Est. Wt. (lbs.)	UPC Code
ROYAL® Concealed Urinal flushometers						
Premium flushometer includes dual-filtered fixed by-pass Diaphragm, ADA handle with triple seal packaging, vandal resistant stop cap, vacuum breaker flush connection & sweat kit with cast set screw wall flange as standard. Non-hold-open, no external volume adjustment. Fixed volume accuracy w/CID technology.						
3013000	ROYAL 190	2-3/4" LDIM	309.35	201.08	6.60	671254025998
3013010	ROYAL 190	3-3/4" LDIM	317.65	206.47	7.20	671254026018
3013020	ROYAL 190	4-3/4" LDIM	326.00	211.90	7.80	671254026063
3013030	ROYAL 190	5-3/4" LDIM	334.35	217.33	8.40	671254026117
3013040	ROYAL 190	6-3/4" LDIM	342.75	222.79	9.00	671254026162
3013050	ROYAL 190	7-3/4" LDIM	351.00	228.15	9.60	671254026216
3013060	ROYAL 190	8-3/4" LDIM	359.40	233.61	10.20	671254026261
3013070	ROYAL 190	9-3/4" LDIM	367.70	239.01	10.80	671254026315
3013080	ROYAL 190	10-3/4" LDIM	376.00	244.40	11.40	671254026360
3013090	ROYAL 190	11-3/4" LDIM	384.30	249.80	12.00	671254026414
3913025	ROYAL 190	12-3/4" LDIM	392.70	255.26	12.60	671254087026
3913057	ROYAL 190-1.5	6-3/4" LDIM	342.75	222.79	9.00	671254209640
3913430	ROYAL 190-1.5	10-3/4" LDIM	376.00	244.40	11.40	671254110779
3913043	ROYAL 190-1	2-3/4" LDIM	309.35	201.08	6.60	671254133143
3913062	ROYAL 190-1	3-3/4" LDIM	317.65	206.47	7.20	671254210769
3913004	ROYAL 190-1	4-3/4" LDIM	279.85	181.90	7.80	671254114654
3913009	ROYAL 190-1	6-3/4" LDIM	342.75	222.79	9.00	671254115910
3913435	ROYAL 190-1	8-3/4" LDIM	359.40	233.61	10.20	671254109117
3913060	ROYAL 190-1	9-3/4" LDIM	367.70	239.01	10.80	671254210110
3913005	ROYAL 190-1	10-3/4" LDIM	376.00	244.40	11.40	671254115095
3913058	ROYAL 192	6-3/4" LDIM	500.35	325.23	8.80	671254087316
3913030	ROYAL 192	8-3/4" LDIM	599.65	389.77	10.00	671254087064
3912927	ROYAL 192-1	8-3/4" LDIM	599.65	389.77	10.00	671254206700
3013200	ROYAL 195	2-3/4" LDIM	318.55	207.06	6.40	671254026711
3013210	ROYAL 195	3-3/4" LDIM	326.90	212.49	7.00	671254026728
3013220	ROYAL 195	4-3/4" LDIM	335.25	217.91	7.60	671254026773
3013230	ROYAL 195	5-3/4 LDIM	343.50	223.28	8.68	671254298620
3013240	ROYAL 195	6-3/4" LDIM	351.80	228.67	8.80	671254026872
3013250	ROYAL 195	7-3/4 LDIM	360.20	234.13	9.40	671254026926
3013260	ROYAL 195	8-3/4" LDIM	316.30	205.60	10.00	671254026971
3013270	ROYAL 195	9-3/4 LDIM	376.90	244.99	9.43	671254027022
3013280	ROYAL 195	10-3/4" LDIM	330.65	214.92	11.20	671254027077
3013290	ROYAL 195	11-3/4" LDIM	393.50	255.78	11.80	671254027121
3913267	ROYAL 195	12-3/4" LDIM	401.90	261.24	12.40	671254088917
3913324	ROYAL 195-1	2-3/4" LDIM	318.55	207.06	6.40	671254137790
3913234	ROYAL 195-1	3-3/4" LDIM	326.90	212.49	7.00	671254118249
3913278	ROYAL 195-1	4-3/4" LDIM	335.25	217.91	7.60	671254122871
3913321	ROYAL 195-1	5-3/4" LDIM	343.50	223.28	8.20	671254134683
3913249	ROYAL 195-1	6-3/4" LDIM	302.00	196.30	8.80	671254118850
3913334	ROYAL 195-1	7-3/4" LDIM	360.20	234.13	9.40	671254146464
3913285	ROYAL 195-1	8-3/4" LDIM	316.30	205.60	10.00	671254089020
3913201	ROYAL 195-1	9-3/4" LDIM	323.50	210.28	10.60	671254208728
3913103	ROYAL 195-1	10-3/4" LDIM	330.65	214.92	11.20	671254126572



ROYAL 190



ROYAL 192



ROYAL 195

**Contact Your Local Sloan Representative

Pricing subject to change without notice. For most current pricing, refer to online price sheets at www.sloan.com

Code Number	Product Number	Description	List Price \$	MAPP Price \$	Est. Wt. (lbs.)	UPC Code
3913272	ROYAL 195-1	11-3/4" LDIM	393.50	255.78	11.80	671254121126
3913349	ROYAL 195-1	12-3/4" LDIM	401.90	261.24	12.40	671254214019
3913344	ROYAL 195-1	13-3/4 LDIM	410.20	266.63	10.89	671254208445
3913233	ROYAL 195-1	14-3/4 LDIM	418.50	272.03	10.94	671254220553
3913110	ROYAL 195-1	16-3/4 LDIM	435.40	283.01	11.32	671254228511
3913210	ROYAL 195-1	18-3/4 LDIM	452.00	293.80	11.28	671254300958
3913111	ROYAL 195-0.5	2-3/4 LDIM	318.55	207.06	8.10	671254245747
3913238	ROYAL 195-0.5	3-3/4 LDIM	280.60	182.39	8.23	671254350762
3913339	ROYAL 195-0.5	4-3/4" LDIM	287.75	187.04	7.60	671254200807
3913277	ROYAL 195-0.5	5-3/4 LDIM	294.90	191.69	8.20	671254414235
3913373	ROYAL 195-0.5	6-3/4 LDIM	302.00	196.30	8.80	671254306448
3913380	ROYAL 195-0.5	7-3/4 LDIM	309.25	201.01	8.97	671254314207
3913378	ROYAL 195-0.5	8-3/4 LDIM	316.30	205.60	9.32	671254309661
3913342	ROYAL 195-0.5	10-3/4" LDIM	330.65	214.92	11.20	671254203327
3913264	ROYAL 195-0.5	12-3/4 LDIM	344.85	224.15	9.91	671254409484
3913291	ROYAL 195-0.125	3-3/4 LDIM	280.60	182.39	9.59	671254434394
30132001	ROYAL 195-0.125	7-3/4 LDIM	360.20	234.13	9.59	671254597099
3913290	ROYAL 195-0.125	8-3/4 LDIM	316.30	205.60	9.59	671254417311
3913289	ROYAL 195-0.125	10-3/4 LDIM	330.65	214.92	9.59	671254416147
3913200	ROYAL 197	8-3/4" LDIM	585.10	380.32	9.80	671254111813
3913335	ROYAL 197-1	6-3/4" LDIM	568.45	369.49	8.60	671254147140
3913302	ROYAL 197-1	8-3/4" LDIM	502.25	326.46	9.80	671254127968
3913224	ROYAL 197-1	10-3/4" LDIM	601.85	391.20	11.00	671254203686
3913319	ROYAL 197-1	11-3/4" LDIM	610.15	396.60	11.60	671254133280

ROYAL® Prison Closet flushometers**

Premium flushometer includes dual-filtered fixed by-pass diaphragm, ADA handle with triple seal packaging, vandal resistant stop cap, vacuum breaker flush connection & sweat kit with cast set screw wall flange as standard. Non-hold-open, no external volume adjustment. Fixed volume accuracy w/CID technology.

**	ROYAL 601	Concealed Valve 2 to 12-3/4 LDIM			9.50	—
**	ROYAL 603	Concealed Valve 2 to 12-3/4 LDIM			9.50	—
**	ROYAL 611	Concealed Valve 2 to 12-3/4 LDIM			9.50	—

ROYAL® Prison Urinal flushometers**

**	ROYAL 609	Concealed Valve 2 to 12-3/4 LDIM			9.00	—
**	ROYAL 613	Concealed Valve 2 to 12-3/4 LDIM			9.00	—

ROYAL® Retrofit flushometers

Premium flushometer includes dual-filtered fixed by-pass diaphragm, ADA handle with triple seal packaging, vandal resistant stop cap. Non-hold-open, no external volume adjustment. Fixed volume accuracy w/CID technology.

3910239	ROYAL	Closet flushometer, Adj. Tailpiece (Body & Handle only) 3.5 gpf	190.60	123.89	6.50	671254062122
3910240	ROYAL	Urinal flushometer, Adj. Tailpiece (Body & Handle only) 1.5 gpf	190.60	123.89	6.50	671254062139
3910233	ROYAL	Closet flushometer, Adj. Ground Joint Tailpiece (Body & Handle only) 3.5 gpf	242.30	157.50	6.50	671254073173
3912586	ROYAL	Urinal flushometer, Adj. Ground Joint Tailpiece (Body & Handle only) 1.5 gpf	242.30	157.50	6.50	671254085138



ROYAL 197



ROYAL 601



ROYAL 613



ROYAL 310

**Contact Your Local Sloan Representative

Pricing subject to change without notice. For most current pricing, refer to online price sheets at www.sloan.com

Code Number	Product Number	Description	List Price \$	MAPP Price \$	Est. Wt. (lbs.)	UPC Code
ROYAL® Exposed Pedal flushometers						
Premium flushometer includes dual-filtered fixed by-pass diaphragm, ADA handle with triple seal packaging, vandal resistant stop cap, vacuum breaker flush connection & sweat kit with cast set screw wall flange as standard. Non-hold-open, no external volume adjustment. Fixed volume accuracy w/CID technology.						
3013500	ROYAL 300		1,015.30	659.95	11.50	671254027640
3013503	ROYAL 300-1.6		871.45	566.44	11.20	671254143210
3013600	ROYAL 310		871.45	566.44	11.50	671254027718
3013626	ROYAL 310-1.6		871.45	566.44	13.90	671254133198
3014400	ROYAL 320		871.45	566.44	11.70	671254029477
3913981	ROYAL 320-1		871.45	566.44	5.30	671254109230
3014200	ROYAL 350		1,015.30	659.95	11.60	671254029279

ROYAL® Concealed Pedal flushometers

Premium flushometer includes dual-filtered fixed by-pass diaphragm, ADA handle with triple seal packaging, vandal resistant stop cap, vacuum breaker flush connection & sweat kit with cast set screw wall flange as standard. Non-hold-open, no external volume adjustment. Fixed volume accuracy w/CID technology.

3013710	ROYAL 312	3-3/4" LDIM	1,028.80	668.72	10.10	671254027831
3013720	ROYAL 312	4-3/4" LDIM	1,028.80	668.72	10.30	671254027879
3013760	ROYAL 312	8-3/4" LDIM	1,028.80	668.72	10.90	671254028036
3013770	ROYAL 312	9-3/4" LDIM	1,028.80	668.72	11.20	671254215412
3013780	ROYAL 312	10-3/4" LDIM	1,028.80	668.72	11.20	671254028111
3913702	ROYAL 312-1.6	4-3/4" LDIM	1,028.80	668.72	10.30	671254211629
3013810	ROYAL 313	3-3/4" LDIM	946.90	615.49	11.10	671254122321
3013840	ROYAL 313	6-3/4" LDIM	812.75	528.29	11.70	671254028296
3013880	ROYAL 313	10-3/4" LDIM	946.90	615.49	12.50	671254028463
3013950	ROYAL 318	7-3/4" LDIM	835.95	543.37	9.00	671254147225
3913950	ROYAL 318	12-3/4" LDIM	835.95	543.37	12.80	671254142428
3014010	ROYAL 323	3-3/4" LDIM	946.90	615.49	11.40	671254028876
3014080	ROYAL 323	10-3/4" LDIM	946.90	615.49	12.80	671254029033
3014090	ROYAL 323	11-3/4" LDIM	946.90	615.49	12.90	671254201132
3014110	ROYAL 343	3-3/4" LDIM	946.90	615.49	11.30	671254029088
3014140	ROYAL 343	6-3/4" LDIM	946.90	615.49	11.80	671254130838
3014180	ROYAL 343	10-3/4" LDIM	946.90	615.49	12.30	671254029224
3014690	ROYAL 354	11-3/4" LDIM	946.90	615.49	12.70	671254201125

**Contact Your Local Sloan Representative

Pricing subject to change without notice. For most current pricing, refer to online price sheets at www.sloan.com

Code Number	Product Number	Description	List Price \$	MAPP Price \$	Est. Wt. (lbs.)	UPC Code
-------------	----------------	-------------	---------------	---------------	-----------------	----------

ROYAL® Hydraulic Water Closet flushometers

Premium flushometer includes dual-filtered fixed by-pass diaphragm, ADA handle with triple seal packaging, vandal resistant stop cap, vacuum breaker flush connection & sweat kit with cast set screw wall flange as standard. Non-hold-open, no external volume adjustment. Fixed volume accuracy w/CID technology.

3910180	ROYAL 910	11-1/2" Rough In	457.65	297.47	8.50	671254061767
3910000	ROYAL 910-1.6	11-1/2" Rough In	457.65	297.47	9.30	671254111943
3910498	ROYAL 910-1.6 YO	11-1/2" Rough In	533.25	346.61	9.30	671254063525
3910850	ROYAL 910-1.28	11-1/2" Rough In	444.35	288.83	8.25	671254405677
3910526	ROYAL 917	For Service Sinks	549.95	357.47	9.00	671254146105
3910816	ROYAL 920	11-1/2" Rough In, Back Inlet	556.75	361.89	9.00	671254209343
3914838	ROYAL 939	2" to 10-3/4" LDIM	413.10	268.52	9.90	671254207912
3013401	ROYAL 940	2" to 8-3/4" LDIM	293.45	190.74	8.50	671254027602
3913400	ROYAL 940-1.6	2" to 10-3/4" LDIM	293.45	190.74	9.10	671254117822
3916901	ROYAL 942	2" to 10-3/4" LDIM	343.50	223.28	8.50	671254127425
3017901	ROYAL 950	2" to 10-3/4" LDIM	275.00	178.75	8.00	671254031395
3917913	ROYAL 950-1.6	2" to 10-3/4" LDIM	275.00	178.75	9.00	671254132061
3917921	ROYAL 950-1.28	2" to 10-3/4" LDIM	275.00	178.75	9.00	671254396944
3014801	ROYAL 952	2" to 10-3/4" LDIM	308.70	200.66	8.50	671254029958
3914806	ROYAL 952	11" to 12-3/4" LDIM	308.70	200.66	8.70	671254049628
3914817	ROYAL 952-1.6	2" to 10-3/4" LDIM	308.70	200.66	8.70	671254049734
3184802	ROYAL 952-1.6	11" to 12-3/4" LDIM	308.70	200.66	8.90	671254135642
3914856	ROYAL 952-1.28	2" to 10-3/4" LDIM	308.70	200.66	8.70	671254358805
3016901	ROYAL 953	2" to 10-3/4" LDIM	343.50	223.28	9.70	671254031005
3916916	ROYAL 953-1.6	2" to 10-3/4" LDIM	343.50	223.28	9.90	671254107175
3916918	ROYAL 953-1.28	2" to 10-3/4" LDIM	343.50	223.28	9.90	671254389625
3019401	ROYAL 955	2" to 10-3/4" LDIM	566.10	367.97	8.90	671254208414

Note: Hydraulic price does not include actuator, must be ordered separate.

ROYAL® Hydraulic Urinal flushometers

3912485	ROYAL 980	11-1/2" Rough In	533.25	346.61	8.00	671254047990
3912487	ROYAL 980-1.5	11-1/2" Rough In	533.25	346.61	8.00	671254143234
3912693	ROYAL 986	11-1/2" Rough In	533.25	346.61	8.00	671254048454
3912692	ROYAL 986-1	11-1/2" Rough In	457.65	297.47	8.00	671254048447
3915401	ROYAL 990	11" to 12-3/4" LDIM	339.60	220.74	9.20	671254211964
3915407	ROYAL 990-1.5	2" to 10-3/4" LDIM	339.60	220.74	9.20	671254106963
3915403	ROYAL 990-1	2" to 10-3/4" LDIM	291.50	189.48	6.90	671254212817
3915400	ROYAL 990-1	11" to 12-3/4" LDIM	339.60	220.74	6.90	671254117877
3915503	ROYAL 995	2" to 16-3/4" LDIM	331.10	215.22	7.50	671254112049
3915508	ROYAL 995-1	2" to 10-3/4" LDIM	291.50	189.48	7.50	671254049864
3915513	ROYAL 995-0.5	2" to 10-3/4" LDIM	291.50	189.48	7.50	671254203884
3915520	ROYAL 995-0.25	2" to 10-3/4" LDIM	291.50	189.48	8.06	671254377981
3915522	ROYAL 995-0.125	2" to 10-3/4" LDIM	291.50	189.48	8.06	671254378599
3915506	ROYAL 997	2" to 10-3/4" LDIM	469.45	305.14	7.30	671254049840
3915509	ROYAL 997-1	2" to 10-3/4" LDIM	403.00	261.95	7.30	671254133334

Note: Hydraulic price does not include actuator, must be ordered separate.



ROYAL 313



ROYAL 323



ROYAL 343



ROYAL 910

**Contact Your Local Sloan Representative

Pricing subject to change without notice. For most current pricing, refer to online price sheets at www.sloan.com

Code Number	Product Number	Description	List Price \$	MAPP Price \$	Est. Wt. (lbs.)	UPC Code
ROYAL® Hydraulic Prison flushometers						
3918222	ROYAL 9603		377.00	245.05	9.60	671254097407
3918223	ROYAL 9603	w/HY-97-A Body Assembly	377.00	245.05	8.50	671254132993
3918107	ROYAL 9603-1.6		377.00	245.05	9.60	671254115682
3918125	ROYAL 9603-1.6	w/HY-97-A Body Assembly	377.00	245.05	8.50	671254132986
3918221	ROYAL 9603-1.28		377.00	245.05	8.81	671254394834
3918285	ROYAL 9603-1.28 TP	w/VBF21A Trap Primer Elbow	532.20	345.93	8.80	671254505872
3918714	ROYAL 9609		371.60	241.54	9.60	671254098022
3918729	ROYAL 9609-1.5		433.00	281.45	9.60	671254143203
3918730	ROYAL 9609-1		433.00	281.45	9.60	671254147126
3918755	ROYAL 9611		406.25	264.06	10.20	671254098053
3918984	ROYAL 9611-1.6		406.25	264.06	10.20	671254109179
3919094	ROYAL 9613-1		380.65	247.42	9.00	671254146273
3919097	ROYAL 9613-0.5		380.65	247.42	7.69	671254298521

Note: Hydraulic price does not include actuator, must be ordered separate.

ROYAL® Hydraulic Actuator

0318093	HY-30	1/4" x 48" Tubes (2 required)	13.80	8.97	0.01	671254013179
0318001	HY-33-A FW	Fixture Wall	138.65	90.12	1.40	671254012950
0318049	HY-49-A MP	Metal Partition	216.05	140.43	1.30	671254013131
0318078	HY-50-A	Hydraulic Actuator Sub-Assembly	244.80	159.12	0.40	671254013162
0318072	HY-72-A SW	Side Wall	216.05	140.43	1.70	671254013155
0318117	HY-100-A MBFW	Metal Button, Fixture Wall	176.90	114.99	1.40	671254013209
0318119	HY-108-A MBPM	Metal Button, Panel Mount	153.95	100.07	1.00	671254013216



ROYAL 955



ROYAL 9603



HY-30



HY-33-A

**Contact Your Local Sloan Representative

Pricing subject to change without notice. For most current pricing, refer to online price sheets at www.sloan.com

Code Number	Product Number	Description	List Price \$	MAPP Price \$	Est. Wt. (lbs.)	UPC Code
-------------	----------------	-------------	---------------	---------------	-----------------	----------

ROYAL® flushometers w/Trap Primers

Premium flushometer includes dual-filtered fixed by-pass diaphragm, ADA handle with triple seal packaging, vandal resistant stop cap, vacuum breaker flush connection & sweat kit with cast set screw wall flange as standard. Non-hold-open, no external volume adjustment. Fixed volume accuracy w/CID technology.

3010144	ROYAL 110 TP		401.20	260.78	8.60	671254018457
3010044	ROYAL 111 TP		344.35	223.83	8.60	671254114098
3010049	ROYAL 111-1.28 TP		344.35	223.83		671254026926
3010244	ROYAL 113 TP		418.30	271.90	9.00	671254114081
3910575	ROYAL 113-1.6 TP		359.05	233.38	9.00	671254064072
3010344	ROYAL 115 TP		437.85	284.60	9.40	671254114074
3910308	ROYAL 115-1.6 TP		437.85	284.60	9.40	671254115828
3010444	ROYAL 116 TP		459.55	298.71	9.60	671254114067
3910469	ROYAL 116-1.6 TP		459.55	298.71	9.60	671254207547

Trap Primers

3396075	VBF-72-A1	1-1/2" to 9" w/VB & Fittings	114.90	74.69	1.50	671254111851
3396076	VBF-72-A1	1-1/2" to 13-1/2" w/VB & Fittings	128.00	83.20	1.50	671254044036
3396077	VBF-72-A1	1-1/2" to 21-1/2" w/VB & Fittings	134.55	87.46	2.00	671254044043
3396078	VBF-72-A1	1-1/2" to 24-1/2" w/VB & Fittings	141.30	91.85	2.00	671254044050
3396071	VBF-72-A2	CP Trap Primer 1 1/2 X 13 1/2	122.70	79.76	1.32	671254134720
3396072	VBF-72-A2	CP Trap Primer 1 1/2 X 21 1/2	129.45	84.14	1.76	671254134737

Flushometer Floor Drain

3018002	ROYAL 110	Floor Drain SPL, Drawing RM 14266	443.40	288.21	7.50	671254031418
---------	-----------	-----------------------------------	--------	--------	------	--------------

UPPERCUT® Dual-Flush Bedpan Washer flushometer

Premium flushometer PERMEX® synthetic rubber diaphragm w/dual-filtered fixed by-pass diaphragm, ADA antimicrobial handle with triple seal packaging, vandal resistant stop cap, vacuum breaker flush connection & sweat kit with cast set screw wall flange as standard. Non-hold-open, no external volume adjustment. Fixed volume accuracy w/CID technology. Lifting handle UP initiates reduced flush (1.1 gpf/4.2 Lpf), eliminating liquid and paper waste, pushing handle DOWN initiates full flush (1.6 gpf/6.0 Lpf), eliminating solid and liquid waste.

3729701	WES BPW 1000-1.6/1.1		861.35	559.88	12.80	671254338302
3729702	WES BPW 1100-1.6/1.1		861.35	559.88	12.80	671254351868
3729728	WES BPW 1105-1.6/1.1		1,218.45	791.99	12.80	671254411838
3729700	WES BPW 1150-1.6/1.1		914.55	594.46	12.80	671254331662

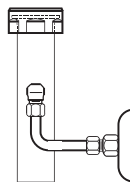
ROYAL® Bedpan Washer flushometers

Premium flushometer includes dual-filtered fixed by-pass diaphragm, ADA handle with triple seal packaging, vandal resistant stop cap, vacuum breaker flush connection & sweat kit with cast set screw wall flange as standard. Non-hold-open, no external volume adjustment. Fixed volume accuracy w/CID technology.

3019700	ROYAL BPW 1000		805.15	523.35	12.00	671254034464
3919649	ROYAL BPW 1000 O	V-600-AA 2" Offset	851.05	553.18	14.20	671254051652
3019730	ROYAL BPW 1000 HL3		991.55	644.51	13.80	671254034570
3019710	ROYAL BPW 1000 SG	w/F-190 2" Offset	1,026.50	667.23	13.80	671254347946



WES BPW 1000



VBF-72-A1



WES BPW 1150

**Contact Your Local Sloan Representative

Pricing subject to change without notice. For most current pricing, refer to online price sheets at www.sloan.com

Code Number	Product Number	Description	List Price \$	MAPP Price \$	Est. Wt. (lbs.)	UPC Code
3019706	ROYAL BPW 1000 YA		834.10	542.17	16.00	671254034471
3019708	ROYAL BPW 1000 YI		1,009.75	656.34	13.80	671254214750
3019726	ROYAL BPW 1000-1.6		805.15	523.35	12.90	671254119048
3919718	ROYAL BPW 1000-1.6	w/V-600-AA 2" Offset	851.05	553.18	11.00	671254121775
3919740	ROYAL BPW 1000-1.6	w/F-182 1-1/2" Offset	851.05	553.18	10.50	671254144347
3919749	ROYAL BPW 1000-1.6	w/V-600-AA 24-1/2"	946.05	614.93	11.30	671254147232
3919732	ROYAL BPW 1000-1.6	Less Stop	926.55	602.26	12.00	671254204027
3919794	ROYAL BPW 1000-1.6 SG	W/F190 2" Offset	1,026.50	667.23	12.00	671254489691
3019714	ROYAL BPW 1000-1.28		805.15	523.35	12.80	671254397750
3019800	ROYAL BPW 1005	w/Deoseptic Bottle	989.55	643.21	14.00	671254034648
3919806	ROYAL BPW 1005 0	V-600-AA 2" Offset	1,206.10	783.97	14.50	671254139411
3019865	ROYAL BPW 1005	Less Stop	1,141.30	741.85	12.80	671254201439
3019801	ROYAL BPW 1005 SG		1,189.50	773.18	13.60	671254347922
3019826	ROYAL BPW 1005-1.6		989.55	643.21	13.50	671254119826
3019600	ROYAL BPW 1010		910.10	591.57	14.20	671254034426
3019618	ROYAL BPW 1010-1.6		910.10	591.57	14.20	671254204720
3019661	ROYAL BPW 1010-1.28		1,060.30	689.20	14.17	671254399938
3019900	ROYAL BPW 1015		1,151.30	748.35	14.60	671254034761
3017323	ROYAL BPW 1020	4-3/4" LDIM L3 WB Push Button	1,538.25	999.86	12.50	671254208735
3017312	ROYAL BPW 1020-1.6	3-3/4" LDIM	1,504.85	978.15	10.50	671254115637
3017100	ROYAL BPW 1040		1,369.35	890.08	18.40	671254031029
3017126	ROYAL BPW 1040-1.6		1,369.35	890.08	18.30	671254208537
3017200	ROYAL BPW 1045		1,589.80	1,033.37	16.60	671254207462
3019601	ROYAL BPW 1100		805.15	523.35	13.70	671254135529
3019607	ROYAL BPW 1100-1.6		805.15	523.35	12.00	671254146068
3919707	ROYAL BPW 1100-1.6 SG		836.60	543.79	12.20	671254344662
3019660	ROYAL BPW 1100-1.28		805.15	523.35	12.80	671254397767
3019602	ROYAL BPW 1105		989.55	643.21	13.80	671254135536
3019605	ROYAL BPW 1110		931.35	605.38	10.50	671254135567
3019624	ROYAL BPW 1110-1.6		931.35	605.38	11.90	671254214255
3019606	ROYAL BPW 1115		1,341.55	872.01	10.80	671254135574
3019622	ROYAL BPW 1150		851.05	553.18	14.60	671254211513
3919703	ROYAL BPW 1150	24-1/2" V-600-AA	851.05	553.18	10.50	671254112230
3019608	ROYAL BPW 1150	w/V-600-AA 21-1/2"	851.05	553.18	10.50	671254147317
3019610	ROYAL BPW 1150-1.6	F-31-AA 2" Offset	920.20	598.13	12.60	671254201224
3019603	ROYAL BPW 1150-1.6	V-600-AA 21-1/2"	851.05	553.18	12.20	671254135543
3919711	ROYAL BPW 1150-1.6		851.05	553.18	13.10	671254118546
3919709	ROYAL BPW 1150 1.6 SG		882.55	573.66	13.10	671254344686
3019721	ROYAL BPW 1150-1.28		851.05	553.18	12.60	671254397774
30197001	ROYAL BPW 1150-1.28	W/ CV Handle	918.25	596.86	12.60	671254538535
3919788	ROYAL BPW 1150-1.28 0	w/ F190 2" Offset	882.55	573.66	12.86	671254507944
3019604	ROYAL BPW 1155		1,035.15	672.85	13.00	671254135550



ROYAL BPW 1000



ROYAL BPW 1100



ROYAL BPW 1150



ROYAL BPW 1155

**Contact Your Local Sloan Representative

Pricing subject to change without notice. For most current pricing, refer to online price sheets at www.sloan.com

Code Number	Product Number	Description	List Price \$	MAPP Price \$	Est. Wt. (lbs.)	UPC Code
ROYAL® Hydraulic Bedpan Washer flushometers						
3919784	ROYAL BPW 9000		1,169.05	759.88	10.50	671254101098
3919796	ROYAL BPW 9000	RM 50423	1,362.05	885.33	14.60	671254051706
3919836	ROYAL BPW 9000 O 1	Offset L/A-164	1,417.35	921.28	10.80	671254051775
3919848	ROYAL BPW 9000-1.6	RM 50568	1,212.50	788.13	10.50	671254132528
3919726	ROYAL BPW 9000-1.6		1,169.05	759.88	10.50	671254201019
3019612	ROYAL BPW 9150-1.6	w/V-600-AA 21-1/2"	1,346.75	875.39	13.00	671254201651

ROYAL® Bedpan Washer Retrofit Diverter

Premium flushometer includes dual-filtered fixed by-pass diaphragm, ADA handle with triple seal packaging, vandal resistant stop cap, vacuum breaker flush connection & sweat Kit with cast set screw wall flange as standard. Non-hold-open, no external volume adjustment. Fixed volume accuracy w/CID technology.

3309022	ROYAL DV-100	CP	554.45	360.39	8.00	671254042940
3309049	ROYAL DV-100R	CP	575.10	373.82	8.00	671254043053
3309047	ROYAL DV-105	CP Deoseptic	743.35	483.18	8.00	671254043039
3309061	ROYAL DV-115	CP Deoseptic ADA	597.90	388.64	7.40	671254134065
3309062	ROYAL DV-115R	CP Deoseptic ADA	618.75	402.19	7.40	671254134072
3309065	ROYAL DV-120	CP ADA w/1-1/2" Offset	554.45	360.39	7.40	671254134102
3309066	ROYAL DV-120R	CP ADA w/1-1/2" Offset	575.10	373.82	7.40	671254134119
3309069	ROYAL DV-125	CP Deoseptic ADA w/1-1/2" Offset	791.50	514.48	7.40	671254134157
3309070	ROYAL DV-125R	CP Deoseptic ADA w/1-1/2" Offset	812.30	528.00	7.40	671254134164
3309051	ROYAL DV-130	CP w/2" Offset	595.50	387.08	8.00	671254043077

Regal® XL Exposed Water Closet flushometers

Economy flushometer with traditional natural rubber segment diaphragm with fixed metering by-pass, ADA handle. Fixed volume accuracy w/Para-Flo technology.

3080153	REGAL 110 XL		245.15	124.99	7.40	671254123410
3980122	REGAL 110 XL U		245.15	159.35	6.31	671254210257
3980009	REGAL 110 XL YO		245.15	159.35	7.23	671254124080
3980080	REGAL 110 XL XYV L/FC	Flush connection not included (order separately)	264.95	172.22	5.56	671254383203
3080053	REGAL 111 XL		245.15	124.99	7.40	671254123403
3980100	REGAL 111 XL U		245.15	159.35	7.23	671254142091
3980012	REGAL 111 XL YO		245.15	159.35	7.28	671254383210
3980081	REGAL 111 XL XYV L/FC	Flush connection not included (order separately)	227.35	147.78	6.78	671254124868
3080061	REGAL 111 XL CV		283.75	184.44	6.78	671254494534
3080050	REGAL 111-1.28 XL		245.15	124.99	6.78	671254392410
3080062	REGAL 111-1.28 XL CV		283.75	184.44	6.78	671254494541
3080253	REGAL 113 XL		251.05	163.18	8.30	671254128743
3080242	REGAL 113-1.6 XL		251.05	163.18	8.30	671254127227
3080353	REGAL 115 XL		262.75	170.79	9.60	671254123434
3080342	REGAL 115-1.6 XL		262.75	170.79	9.60	671254123427
3080250	REGAL 113-1.28 XL		251.05	163.18	7.35	671254453272
3080320	REGAL 115-1.28 XL		262.75	170.79	6.78	671254398382
3080453	REGAL 116 XL		267.20	173.68	9.80	671254123458
3080442	REGAL 116-1.6 XL		267.20	173.68	9.80	671254123441



ROYAL BPW 9000



ROYAL DV-100



ROYAL DV-120



ROYAL DV-125

**Contact Your Local Sloan Representative

Pricing subject to change without notice. For most current pricing, refer to online price sheets at www.sloan.com

Code Number	Product Number	Description	List Price \$	MAPP Price \$	Est. Wt. (lbs.)	UPC Code
3080444	REGAL 116-1.28 XL		267.20	173.68	7.91	671254486539
3080853	REGAL 120 XL		266.50	173.23	9.00	671254126404
3080828	REGAL 120-1.6 XL		266.50	173.23	9.20	671254208377
3081053	REGAL 122 XL		331.25	215.31	9.60	671254201859
3981001	REGAL 122-1.6 XL		331.25	215.31	8.77	671254245051
3088014	REGAL 125 XL U		228.90	148.79	5.30	671254217515
3088012	REGAL 125-1.6 XL U		228.90	148.79	5.30	671254120822
3981799	REGAL 137-1.6 XL		319.95	207.97	9.91	671254331815

Regal® XL Exposed Urinal flushometers

Economy flushometer with traditional natural rubber segment diaphragm with fixed metering by-pass, ADA handle. Fixed volume accuracy w/Para-Flo technology.

3082453	REGAL 180 XL		245.15	124.99	7.50	671254123472
3082442	REGAL 180-1.5 XL		245.15	124.99	7.50	671254123465
3082475	REGAL 180-1 XL		245.15	124.99	7.50	671254123489
3082653	REGAL 186 XL		245.15	124.99	7.20	671254123496
3982698	REGAL 186 XL XYV L/FC	Flush connection not included (order separately)	264.95	172.22	5.42	671254383241
3082675	REGAL 186-1 XL		245.15	124.99	7.20	671254123502
3982641	REGAL 186-1 XL XYV L/FC	Flush connection not included (order separately)	264.95	172.22	5.42	671254383272
3982702	REGAL 186-1 XL CV	W/ CV Handle	283.75	184.44	6.85	671254494572
3982628	REGAL 186-0.5 XL		245.15	124.99	6.90	671254259461
3982701	REGAL 186-0.5 XL CV	W/ CV Handle	283.75	184.44	6.85	671254494565
30826001	REGAL 186-0.25 XL		245.15	159.35	6.85	671254572539
3982604	REGAL 186-0.125 XL		245.15	124.99	6.85	671254396876
3982700	REGAL 186-0.125 XL CV	W/ CV Handle	283.75	184.44	6.85	671254569539

Regal® XL Exposed Service Sinks flushometers

3080553	REGAL 117 XL		262.75	170.79	9.00	671254124622
3980561	REGAL 117 XL XYV L/FC	Flush connection not included (order separately)	245.00	159.25	8.18	671254383234
3980501	REGAL 117 XL H		286.25	186.06	8.20	671254053939
3980560	REGAL 117 XL H XYV L/FC	Flush connection not included (order separately)	292.00	189.80	8.20	671254383227



REGAL 111 XL



REGAL 120 XL



REGAL 137-1.6 XL



REGAL 180 XL

**Contact Your Local Sloan Representative

Pricing subject to change without notice. For most current pricing, refer to online price sheets at www.sloan.com

Code Number	Product Number	Description	List Price \$	MAPP Price \$	Est. Wt. (lbs.)	UPC Code
Regal® XL Hydraulic Prison Concealed Water Closet flushometers						
3988137	REGAL 9603 XL	MBFW	530.20	344.63	9.50	671254115781
3988118	REGAL 9603 XL	MBPM	507.00	329.55	9.50	671254055940
3988143	REGAL 9603 XL	Less Actuator	350.15	227.60	8.92	671254118768
3988106	REGAL 9603-1.6 XL	MBFW	530.20	344.63	9.50	671254146228
3988101	REGAL 9603-1.6 XL	MBPM	507.00	329.55	9.50	671254141278
3988238	REGAL 9603-1.6 XL	AFD MBPM	590.75	383.99	9.80	671254278684
3988231	REGAL 9603-1.6 XL	Less Actuator	346.80	225.42	8.77	671254250826
3988265	REGAL 9603-1.28 XL	Less Actuator w/HY-97-A Body Assembly	326.15	212.00	8.76	671254391062

Regal® XL Hydraulic Exposed Water Closet flushometers

3980066	REGAL 910-1.6 XL		429.60	279.24	7.65	671254305014
---------	------------------	--	--------	--------	------	--------------

Note: Hydraulic price does not include actuator, must be ordered separate.

Regal® XL Hydraulic Exposed Urinal flushometers

3982681	REGAL 986-1 XL		500.45	325.29	7.91	671254305021
3982699	REGAL 986-0.5 XL		429.60	279.24	7.92	671254431454

Note: Hydraulic price does not include actuator, must be ordered separate.

Regal® XL Hydraulic Concealed Water Closet flushometers

3983402	REGAL 940-1.6 XL	2" to 10-3/4" LDIM	268.45	174.49	9.37	671254243606
3084800	REGAL 952 XL	2" to 10-3/4" LDIM	282.75	183.79	8.70	671254119673
3984802	REGAL 952-1.6 XL	2" to 10-3/4" LDIM	282.75	183.79	6.30	671254111073

Note: Hydraulic price does not include actuator, must be ordered separate.

Regal® XL Trap Primer with flushometer

3980016	REGAL 110 XL TP		381.80	248.17	7.51	671254215016
3980017	REGAL 111 XL TP		327.75	213.04	7.51	671254126589
30800001	REGAL 111-1.28 XL TP		327.75	213.04	7.51	671254584921

Regal® XL Bedpan Washer flushometers

3089751	REGAL BPW 1000 XL		740.50	481.33	13.40	671254039346
3089742	REGAL BPW 1000-1.6 XL		740.50	481.33	13.40	671254127685
3989754	REGAL BPW 1000-1.6 XL	F190 2" Offset	798.00	518.70	13.52	671254243576
3089603	REGAL BPW 1100 XL		740.50	481.33	13.90	671254145030
3989740	REGAL BPW 1100-1.6 XL		740.50	481.33	14.10	671254131477
3989727	REGAL BPW 1150 XL		782.85	508.85	13.50	671254111264
3089614	REGAL BPW 1150-1.6 XL	Less Stop	765.05	497.28	12.50	671254216228
3089601	REGAL BPW 1150-1.6 XL		782.85	508.85	13.50	671254141612
3789775	REGAL BPW 1150-1.28 XL		818.35	531.93	12.52	671254431775

Regal® XL Hydraulic Bedpan Washers

3989765	REGAL BPW 9000-1.6 XL		1,583.90	1,029.54	13.73	671254322905
---------	-----------------------	--	----------	----------	-------	--------------



REGAL 9603 XL



REGAL 940-1.6 XL



REGAL BPW 1000 XL

**Contact Your Local Sloan Representative

Pricing subject to change without notice. For most current pricing, refer to online price sheets at www.sloan.com

Code Number	Product Number	Description	List Price \$	MAPP Price \$	Est. Wt. (lbs.)	UPC Code
Crown® Piston-Type Water Closet flushometers						
Designed and engineered for today's low-consumption, "green" environments, feature a unique cover design that isolates the threads from the water source, protecting the threads from harsh water conditions and ensuring uninterrupted performance.						
3120000	CROWN® 111	11-1/2" Rough In	283.05	183.98	6.83	671254277700
3120001	CROWN® 111-1.28	11-1/2" Rough In	283.05	183.98	6.83	671254323896
3120200	CROWN 113-1.6	16" Rough In	331.10	215.22	7.02	671254278011
3120201	CROWN 113-1.28	16" Rough In	331.10	215.22	7.02	671254401310
3129500	CROWN® 114-1.6	34-1/2" Rough In	368.05	239.23	7.82	671254278028
3120300	CROWN® 115-1.6	24" Rough In	346.80	225.42	7.34	671254278035
3120303	CROWN® 115-1.28	24" Rough In	303.55	197.31	7.30	671254369504
3120400	CROWN® 116-1.6	27" Rough In	352.60	229.19	7.49	671254278042
3120800	CROWN® 120-1.6	11-1/2" Rough In	351.90	228.74	7.51	671254278059

Crown® Piston-Type Urinal flushometers

Designed and engineered for today's low-consumption, "green" environments, feature a unique cover design that isolates the threads from the water source, protecting the threads from harsh water conditions and ensuring uninterrupted performance.

3122436	CROWN® 180-1	11-1/2" Rough In	283.05	183.98	6.80	671254278097
3122636	CROWN® 186-1	11-1/2" Rough In	283.05	183.98	6.58	671254278103
3122626	CROWN® 186-0.5	11-1/2" Rough In	283.05	183.98	6.80	671254327610
3122666	CROWN® 186-0.25	11-1/2" Rough In	283.05	183.98	6.80	671254415485
3122665	CROWN® 186-0.125	11-1/2" Rough In	283.05	183.98	6.80	671254405615




CROWN 111



CROWN 115



CROWN 120



CROWN 186

**Contact Your Local Sloan Representative

Pricing subject to change without notice. For most current pricing, refer to online price sheets at www.sloan.com

Code Number	Product Number	Description	List Price \$	MAPP Price \$	Est. Wt. (lbs.)	UPC Code
-------------	----------------	-------------	---------------	---------------	-----------------	----------

GEM•2® Piston-Type Water Closet flushometers

Quality piston flushometer with filtered metering by-pass, ADA handle, vandal resistant stop cap. Non-hold-open, no external volume adjustment. Fixed volume accuracy w/LPLC technology.

3070190	GEM•2® 110 XL	11-1/2" Rough In	262.45	133.99	5.70	671254317338
3070199	GEM•2® 110 XL YO	11-1/2" Rough In	262.45	170.59	5.70	671254233218
3070004	GEM•2® 111 XL	11-1/2" Rough In	262.45	133.99	5.70	671254252936
3070003	GEM•2® 111 XL YO	11-1/2" Rough In	305.75	198.74	5.70	671254216020
3070026	GEM•2® 111-1.28 XL	11-1/2" Rough In	262.45	133.99	5.70	671254393134
3070211	GEM•2® 113 XL	16" Rough In	313.05	203.48	6.70	671254134881
3070213	GEM•2® 113 XL YG	16" Rough In	330.80	215.02	6.70	671254134898
3070227	GEM•2® 113-1.6 XL	16" Rough In	268.70	174.66	6.70	671254134911
3070228	GEM•2® 113-1.6 XL YG	16" Rough In	283.95	184.57	6.70	671254134928
3070236	GEM•2® 113-1.28 XL	16" Rough In	268.70	174.66	6.70	671254393158
30702004	GEM•2® 114-2.4 XL	34-1/2" Rough In	295.05	191.78	6.70	671254593411
3070311	GEM•2® 115 XL	24" Rough In	327.75	213.04	6.70	671254134942
3070327	GEM•2® 115-1.6 XL	24" Rough In	281.25	182.81	6.70	671254134966
3070328	GEM•2® 115-1.6 XL 0	24" Rough In w/2" Offset	381.20	247.78	7.10	671254244139
3070332	GEM•2® 115-1.28 XL	24" Rough In	281.25	182.81	6.70	671254393165
3070411	GEM•2® 116 XL	27" Rough In	333.30	216.65	6.70	671254134980
3070427	GEM•2® 116-1.6 XL	27" Rough In	333.30	216.65	6.70	671254135000
3070432	GEM•2® 116-1.28 XL	27" Rough In	286.05	185.93	6.70	671254393028
3070811	GEM•2® 120 XL	11-1/2" Rough In	332.60	216.19	6.20	671254135024
3070813	GEM•2® 120 XL YG	11-1/2" Rough In	348.50	226.53	6.20	671254135031
3070827	GEM•2® 120-1.6 XL	11-1/2" Rough In	285.40	185.51	6.20	671254135055
3070828	GEM•2® 120-1.6 XL YG	11-1/2" Rough In	348.50	226.53	6.20	671254135062

GEM•2® Exposed Eastern Style flushometers

3070802	GEM•2® 136-1.6		331.95	215.77	7.20	671254253957
---------	----------------	--	--------	--------	------	--------------



GEM•2 110XL



GEM•2 111XL



GEM•2 115XL



GEM•2 120XL

**Contact Your Local Sloan Representative

Pricing subject to change without notice. For most current pricing, refer to online price sheets at www.sloan.com

Code Number	Product Number	Description	List Price \$	MAPP Price \$	Est. Wt. (lbs.)	UPC Code
GEM•2® Piston-Type Urinal flushometers						
3072428	GEM•2® 180 XL	11-1/2" Rough In	262.45	170.59	5.70	671254135086
3072427	GEM•2® 180-1.5 XL	11-1/2" Rough In	305.75	198.74	5.70	671254135123
3072423	GEM•2® 180-1 XL	11-1/2" Rough In	262.45	170.59	5.70	671254135109
3072604	GEM•2® 186 YC XL	11-1/2" Rough In	262.45	133.99	5.70	671254216037
3072606	GEM•2® 186-1 XL	11-1/2" Rough In	262.45	133.99	5.70	671254252943
3072609	GEM•2® 186-0.5 YC XL	11-1/2" Rough In	262.45	133.99	5.70	671254329775
3072619	GEM•2® 186-0.125 XL	11-1/2" Rough In	262.45	133.99	5.70	671254427631
3072621	GEM•2® 186-0.25 XL	11-1/2" Rough In	262.45	133.99	5.70	671254427648



GEM•2 136XL



GEM•2 186XL

**Contact Your Local Sloan Representative

Pricing subject to change without notice. For most current pricing, refer to online price sheets at www.sloan.com

Code Number	Product Number	Description	List Price \$	MAPP Price \$	Est. Wt. (lbs.)	UPC Code
Naval® Water Closet flushometers						
Specialty piston flushometer for harsh and salt water applications. Includes self-cleaning by-pass, ADA handle, vandal resistant stop cap, vacuum breaker flush connection & stamped wall flange as standard. Non-hold-open, no external volume adjustment.						
3140100	NAVAL® 110	11-1/2" Rough In	560.20	364.13	6.50	671254136984
3140135	NAVAL® 110 XYV	11-1/2" Rough In	545.40	354.51	6.50	671254137011
3140137	NAVAL® 110 XYV YG	11-1/2" Rough In	618.30	401.90	6.50	671254137028
3140011	NAVAL® 111	11-1/2" Rough In	560.20	364.13	6.50	671254136977
3140035	NAVAL® 111 XYV	11-1/2" Rough In	545.40	354.51	6.50	671254146983
3140200	NAVAL® 113	16" Rough In	621.45	403.94	6.90	671254142022
3140300	NAVAL® 115	24" Rough In	588.30	382.40	7.50	671254142039
3140426	NAVAL® 116-1.6	27" Rough In	652.70	424.26	7.50	671254201002
3140800	NAVAL® 120	11-1/2" Rough In	652.90	424.39	7.00	671254202061
3140835	NAVAL® 120 XYV	11-1/2" Rough In	637.05	414.08	6.50	671254137066

Naval® Urinal flushometers

Specialty piston flushometer for harsh and salt water applications. Includes self-cleaning by-pass, ADA handle, vandal resistant stop cap, vacuum breaker flush connection & stamped wall flange as standard. Non-hold-open, no external volume adjustment.

3142435	NAVAL® 180 XYV	11-1/2" Rough In	594.95	386.72	6.50	671254232129
3142400	NAVAL® 180-1	11-1/2" Rough In	611.25	397.31	6.50	671254137172
3142402	NAVAL® 180-1 XYV	11-1/2" Rough In	594.95	386.72	6.50	671254233249
3142600	NAVAL® 186-1	11-1/2" Rough In	560.20	364.13	6.50	671254137189
3142635	NAVAL® 186-1 XYV	11-1/2" Rough In	594.95	386.72	6.50	671254137226



NAVAL 110



NAVAL 180

**Contact Your Local Sloan Representative

Pricing subject to change without notice. For most current pricing, refer to online price sheets at www.sloan.com

Code Number	Product Number	Description	List Price \$	MAPP Price \$	Est. Wt. (lbs.)	UPC Code
-------------	----------------	-------------	---------------	---------------	-----------------	----------

Dolphin® Water Closet flushometers

Slow closing specialty flushometer recommended for shipboard applications, salt water applications. Includes metal lever handle, vandal resistant stop cap, vacuum breaker flush connection, spud coupling and flange as standard. Flushometer DOES NOT require water pressure to positively shut off.

3050100	DOLPHIN® 110	11-1/2" Rough In	749.60	487.24	8.40	671254036666
3950110	DOLPHIN® 110 GJ	11-1/2" Rough In	777.65	505.47	7.90	671254052499
3950126	DOLPHIN® 110 GJ XYV		762.95	495.92	6.80	671254052505
3050000	DOLPHIN® 111	11-1/2" Rough In	749.60	487.24	7.90	671254133570
3050035	DOLPHIN® 111 XYV		735.00	477.75	7.90	671254201675
3050002	DOLPHIN® 111 GJ XYV		832.30	541.00	6.70	671254234932
3050235	DOLPHIN® 113 XYV		812.15	527.90	8.10	671254036826
3050300	DOLPHIN® 115	24" Rough In	777.65	505.47	7.90	671254036833
3050335	DOLPHIN® 115 XYV		762.95	495.92	8.60	671254036864
3050336	DOLPHIN® 115 GJ XYV		791.35	514.38	8.40	671254241619
3050400	DOLPHIN® 116	27" Rough In	887.10	576.62	8.50	671254036888

Dolphin® Urinal flushometers

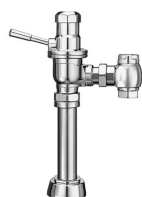
Slow closing specialty flushometer recommended for shipboard applications, salt water applications. Includes metal lever handle, vandal resistant stop cap, vacuum breaker flush connection, spud coupling and flange as standard. Flushometer DOES NOT require water pressure to positively shut off.

3052400	DOLPHIN® 180	11-1/2" Rough In	817.75	531.54	7.80	671254037151
3052600	DOLPHIN® 186-1	11-1/2" Rough In	749.60	487.24	7.90	671254037212
3952614	DOLPHIN® 186-1 GJ	11-1/2" Rough In	777.65	505.47	7.50	671254052635
3952612	DOLPHIN® 186-1 GJ XYV		832.70	541.26	7.40	671254052628

Dolphin® Federal Specification flushometers

Slow closing specialty flushometer recommended for shipboard applications, salt water applications. Includes metal lever handle, vandal resistant stop cap, vacuum breaker flush connection, spud coupling and flange as standard. Flushometer DOES NOT require water pressure to positively shut off.

3057002	DOLPHIN® Type 1 Class B		715.50	465.08	7.00	671254037335
3057050	DOLPHIN® Type 2 Class B		928.90	603.79	7.00	671254037373
3057005	DOLPHIN® Type 1 Class A		730.50	474.83	7.00	671254037359
3057053	DOLPHIN® Type 2 Class A		875.95	569.37	7.00	671254037403
3057004	DOLPHIN® Type 1 Class A	w/Sil-Braze Adapter	899.85	584.90	7.50	671254037342
3057051	DOLPHIN® Type 2 Class A	w/Sil-Braze Adapter	997.00	648.05	7.50	671254037380
3057006	DOLPHIN® Type 1 Class B	w/Sil-Braze Adapter	955.15	620.85	7.00	671254037366
3050135	DOLPHIN® 110 XYV		735.00	477.75	8.00	671254036727
3050435	DOLPHIN® 115 XYV	H-551-A 4-1/16" (Special)	849.35	552.08	8.00	671254036901
3052635	DOLPHIN® 186-1 XYV		801.75	521.14	8.00	671254037243
3950140	DOLPHIN® 3.5C	Ground Joint Tailpiece & VB	832.25	540.96	5.10	671254223134
3950141	DOLPHIN® 3.5C	Adjustable Tailpiece & VB	801.70	521.11	6.60	671254052529
3950143	DOLPHIN® 1.0U	Adjustable Tailpiece & VB	801.70	521.11	6.40	671254052543



DOLPHIN 110



DOLPHIN 186



DOLPHIN TYPE 1 CLASS A

**Contact Your Local Sloan Representative

Pricing subject to change without notice. For most current pricing, refer to online price sheets at www.sloan.com

Code Number	Product Number	Description	List Price \$	MAPP Price \$	Est. Wt. (lbs.)	UPC Code
Manual Sloan CX flushometers						
Sloan's new line of manual flushometers for concealed applications features the smallest front access wall plate in the industry.						
3400200	CX 158-1.6	Sloan CX 1.6 gpf flushometer	406.35	264.13	5.00	671254476356
3400201	CX 158-1.28	Sloan CX 1.28 gpf flushometer	406.35	264.13	5.00	671254476424
34002001	CX 158-1.1	Sloan CX 1.1 gpf flushometer	406.35	264.13	5.00	671254555693
3400202	CX 198-0.5	Sloan CX 0.5 gpf flushometer	406.35	264.13	5.00	671254476431
3400203	CX 198-0.25	Sloan CX 0.25 gpf flushometer	406.35	264.13	5.00	671254476448
3400220	CX 198-0.125	Sloan CX 0.125 gpf flushometer	406.35	264.13	5.00	—

Manual Products WLP

**Contact Your Local Sloan Representative

Pricing subject to change without notice. For most current pricing, refer to online price sheets at www.sloan.com

Code Number	Product Number	Description	List Price \$	MAPP Price \$	Est. Wt. (lbs.)	UPC Code
Act-O-Matic® Showerheads – Standard Models						
Spring-loaded, self-cleaning spray disc, pressure compensating flow control, universal ball joints, thumb screw volume control on AC-11.						
4020132	AC-11-1.8	Showerhead	170.40	110.76	1.30	671254472297
4020130	AC-11-2.0 CP	Showerhead	170.40	110.76	1.30	671254339057
4020100	AC-11-2.5	Showerhead	170.40	110.76	1.30	671254112223
4021031	AC-51-1.8	Showerhead	161.00	104.65	1.17	671254472280
4021030	AC-51-2.0 CP	Showerhead	161.00	104.65	1.17	671254339064
4021000	AC-51-2.5	Showerhead	161.00	104.65	1.20	671254112179

Act-O-Matic® Showerheads – Institutional Models

Spring-loaded, self-cleaning spray disc, pressure compensating adjustable spray angle, mounting plate with vandal resistant mounting screws.

4024500	AC-450-A	w/Flow Control CP	394.90	256.69	3.00	671254112131
4024530	AC-450-A-2.0		394.90	256.69	3.00	671254338968
4024531	AC-450-A-1.8		394.90	256.69	3.00	671254472303
4024600	AC-460-A	w/Flow Control CP	452.90	294.39	3.00	671254112728
4024630	AC-460-A-2.0		452.90	294.39	3.00	671254338975
4024631	AC-460-A-1.8		452.90	294.39	3.00	671254474338

Accessories

Pipe Supports & Bumpers

0310001	J-1-A		75.80	49.27	0.10	671254011731
0310081	J-112-A	1-1/2" CP 5 C to E – YL	77.10	50.12	0.60	671254011861
0310083	J-212-A	1-1/2" CP 5 C to E – YK	58.70	38.16	0.50	671254011878
0310087	J-212-A	1-1/2" CP 6 C to E – YK	62.75	40.79	0.50	671254011885
0310090	J-312-A	1-1/2" Split CP 5 C to E – YJ	70.45	45.79	0.50	671254011892
0310092	J-312-A	1-1/2" Split CP 6 C to E – YJ	93.45	60.74	0.50	671254011908
0310095	J-312-A	1" IPS Split CP 5 C to E	93.45	60.74	0.50	671254011915

Sweat Solder Adapter Kits

3308782	H-633-AA	1" Sweat Solder Adapter Kit	15.50	10.08	0.30	671254117389
3308785	H-634-AA	1" Sweat Solder Adapter Kit	15.50	10.08	0.30	671254117464
3308788	H-636-AA	3/4" Sweat Solder Adapter Kit	15.50	10.08	0.30	671254117396
3308603	H-532	1" NPT to 1" Tube Adapter	6.90	4.49	0.10	671254042698
3308780	H-533-AS	1" Sweat Solder Kit	15.50	10.08	0.30	671254042735
3308783	H-534-AS	1" Sweat Solder Kit	15.50	10.08	0.30	671254042742
3308607	H-535	3/4" NPT to 3/4" Tube Adapter	6.90	4.49	0.10	671254042704
3308786	H-536-AS	3/4" Sweat Solder Kit	15.50	10.08	0.30	671254042759

Easy Access Wall Panel-Manual Flushometers Only

0334030	WB-1-A	Wall Box Assembly (B/P #24508)	371.40	241.41	6.50	671254058385
---------	--------	--------------------------------	--------	--------	------	--------------




AC-11



AC-460



J-1-A



WB-1-A

**Contact Your Local Sloan Representative

Pricing subject to change without notice. For most current pricing, refer to online price sheets at www.sloan.com

This page intentionally left blank.