

## CODE NUMBER

3346142

## DESCRIPTION

Sloan® Deck-Mounted Foam Soap Dispenser, Brushed Stainless Finish

## DETAILS

- Finish: Brushed Stainless (SF)
- Power Type: Battery
- Height: 4 ½" (114mm)
- Width: 2" (51mm)
- Depth: 5 ¾" (142mm)
- Maximum Deck Thickness: 2" (51mm)
- Sensor Type: IR

## FEATURES

Sensor Activated, Electronic, Brushed Stainless finish Die Cast Body, Hand Washing Foam Soap Dispenser with the following features:

- Modular one-piece construction easily attaches to deck surface
- All electronics in spout are sealed
- Designed for drip free foam dispensing operation
- Motor Assembly suspended under counter connected to soap dispenser spout
- Motor Assembly rotates 360 degrees for easy installation
- Battery life of 45,000 activations
- 1,500 dispenses per foam soap bottle
- Ships with 2 bottles of non-scented, non-colored foam soap (1500ml per bottle)
- Additional foam soap can be purchased through Sloan (ESD-325) or GOJO distribution (8565-04-N6300GN)
- Ships with battery pack (4 "D" Alkaline batteries included)
- Sensor range – nominal 5"
- GFI outlet suggested per code
- 120V/15 Amp
- Optional AC adaptor can be purchased separately (part number 0346090)
- Select the ESD-2001 to combine ESD-2000 soap dispenser, 2 bottles of soap and the EAF-275-ISM faucet

## SOAP REFILLS

- ESD-325 (1500 ml/mL)

## VIDEOS

- ▶ PVD Special Finishes

## ROUGH-IN



## COMPLIANCES & CERTIFICATIONS



(ADA Compliant, WELL Building Standard)

## RECOMMENDED SPECIFICATION

Sloan Foam Soap Dispenser model number ESD-2000. Brushed Stainless Dispenser. Supplied with 2 bottles of 1500ml soap.

## DOWNLOADS

- [ESD Series Installation Instructions](#)
- [ESD-500/600/700/800/1500/2000/2100 Repair and Maintenance Guide](#)
- [Additional Downloads](#)




## NOTES

All information contained within this document subject to change without notice.

## WARRANTY

[View Warranty Information](#)

## MATCHING FAUCETS

	Name	Description	
	EAF-200	Optima® Hardwired-Powered Deck-Mounted Mid Body Faucet	<a href="#">View more info</a>
	EAF-250	Optima® Battery-Powered Deck-Mounted Mid Body Faucet	<a href="#">View more info</a>
	EAF-275	Optima® Solar-Powered Deck-Mounted Mid Body Faucet	<a href="#">View more info</a>